



DISSIPATIVE BREATHER MODES IN NANO-FERROELECTRICS

Arindam Biswas¹, Kamal Chowdhury², A.K. Bandyopadhyay³, A.K. Bhattacharjee⁴ and D. Mandal⁴

¹ Dumkal Institute of Engineering & Technology, Dumkal-742406, W. B. University of Technology, Dist. Murshidabad, India
mailarindambiswas@yahoo.co.in

² Govt. College of Engineering & Ceramic Technology, W. B. University of Technology, 73, A. C. Banerjee Lane, Kolkata-700010, India.

³ Ideal Institute of Engineering, Kalyani-741235, W. B. University of Technology, Dist. Nadia, India.
asisbanerjee1000@gmail.com

⁴ Dept. of Electronics and Communication Engineering, N. I. T., Durgapur-713209, India. akbece12@yahoo.com

Received 12/05/2011, online 23/05/2011

Abstract

Certain perovskites below Curie temperature, show important ferroelectric behaviour through spontaneous polarization, which have a wide range of applications, notably in non-linear photonic devices and as non-volatile memory. Previously, a Klein-Gordon (KG) equation has been derived by us based on our discrete Hamiltonian. A multiple time scale analysis (MTSA) on our KG equation, based on discrete polarization domains manifests in intrinsic localized modes or discrete breathers in our system of ferroelectrics, such as lithium niobate and lithium tantalate, which are very important materials for nano fabrication in the micro-electronics industry. These observed modes are nonlinear excitations that are produced by both the nonlinearity and discreteness of the lattice. These are highly localized pulses in space that are found in the discrete nonlinear model formulation.

1. INTRODUCTION

It is known that both discreteness and intrinsic nonlinearity causes localization of energy which has been an intensive area of research in various interesting fields, viz. BEC, DNA, Josephson junctions, driven micro-mechanical cantilever arrays, antiferromagnetic layered structures, metamaterials, etc. [1-5]. As the continuum limit formulation cannot be applied to their study, the present formulation is appropriate to highly localized pulses having widths that are not large compared to the domain widths [1,5]. This question about the appropriate length scale drives us to nano-range of domain walls in ferroelectrics having many interesting applications in nanostructured arrays of sensors, actuators, etc.

In this scenario, there is obviously more importance of the nano-ferroelectrics with discrete domains and domain walls. A prominent feature of domain wall is explained by a soliton solution, i.e. nonlinear localized traveling waves that are robust and propagate without change in shape, giving the polarization profile and the distribution of the elastic strain across the domain wall. On the other hand, discrete breathers are discrete solutions, periodic in time and localized in space, and whose frequencies extend outside the phonon spectrum. As the existence of discrete breathers has already been shown in case of a discrete Hamiltonian

[1,4], it was also considered very important to show the physical overview of such classical breathers in 3-dimensions in lithium niobate type of inhomogeneous uniaxial ferroelectrics as a function of several important controlling parameters [5], even to the extent of revealing the presence of bi- and tri-breathers that has not been attempted in Ref [1].

An important aspect of discrete breathers in these nano-ferroelectrics is “localization” that is attributed either to its impurity disorder or to its nonlinearity. This phenomenon in terms of Anderson localization has been implemented in details in many types of device applications. As the nonlinearity arises in ferroelectrics in terms of P - E hysteresis due to the rotational movement of the discrete domains and domain walls, it also gives rise to the localization. Discrete breathers seem to be quite versatile in managing localized energy, i.e. in targeted energy transfer or trigger mechanism [5]. Discrete breathers can transport this energy efficiently by engaging the lattice in their motion after they are formed, and moreover, under specific conditions they can transfer this energy in selected lattices so that discrete breathers in nano-ferroelectrics could in principle act as an ‘able energy manager’. It is to be noted that both in the ‘biological’ and ‘communication’ world, there is a surge of research activities, where discrete

breathers are already in the limelight with increasing importance.

As also indicated by Dauxois and Peyrard [6], the so-called ferro-para phase change occurs through a global and coordinated displacement of the ions. Therefore, the presence of solitons is thought to be due to the Landau double well potential in which the niobium ions are residing with their coupling that is strong enough to lead to cooperative effects. However, these motions become spatially localized due to nonlinearity and discreteness along with the pinning effect of the ferroelectric domains and domain walls, which are typically in the “nano-range”. Therefore, the essence of nonlinearity and discreteness as manifested through our discrete Hamiltonian [4] paves the way for the nano-ferroelectric devices [2] by using a new concept of ‘targeted energy transfer’ through discrete breathers [7], and hence discrete breathers assume more significance obviously in the context of ‘localization’. Due to inhomogenous nature of ferroelectrics, particularly of lithium niobate type of uniaxial ferroelectrics, a pinning effect also contributes to the localization phenomenon. The combined effects seem to be the basis of localization in ferroelectrics that gives rise to the formation of discrete breathers which has not been discussed in our previous work on nonlinearity and discreteness [1,4]. It has been observed that as the impurity increases, the poling field in kV/cm also increases which has an inverse relationship with nonlinearity or anharmonicity parameter. For a given value of nonlinearity, if the level of impurity (such as niobium antisite defect) increases, at a value of the poling field of about 40-50kV/cm, it becomes more difficult for the defects to pass through the close-packed oxygen plane. Therefore, higher field is required for switching giving rise to a pinning effect. This typical value is called a pinning transition point.

For ferroelectric materials, nonlinear Klein-Gordon (K-G) equation was particularly developed in our previous work based on a discrete Hamiltonian [4] that is suitable for explaining a rectangular array of slab domains that are periodically arranged in the x -direction [1]. In this paper, we numerically show 3D pictures of discrete breathers against different controlling parameters such as non-dimensional damping and interaction parameters to give a physical overview of our K-G system. This gives an appropriate description of the discrete breathers in one

of the most important ferroelectric materials such as lithium niobate and lithium tantalate.

2. RESULTS AND DISCUSSION

It is known that discrete breathers can be observed in both integrable (viz. sine-Gordon) and non-integrable (viz. K-G) systems. As the integrability imposes a criterion for obtaining discrete breathers analytically, it is easily observed in sine-Gordon system, but for non-integrable K-G system, the discrete breathers can be obtained by various numerical methods viz. spectral collocation method, finite-difference method, finite element method, Floquet analysis etc. As evident from many numerical experiments, discrete breathers mobility is achieved by an appropriate perturbation [7]. From the practical application perspective, dissipative discrete breathers with an ac driver are more relevant than their Hamiltonian counterparts. Dissipative discrete breathers, which possess the character of an attractor for different initial conditions in the corresponding basin of attraction, may appear whenever power balance, instead of energy conservation, governs the nonlinear lattice dynamics. The attractor character for dissipative allows for the existence of quasi-periodic and even chaotic discrete breathers [5,7] (see the references therein).

Among all the known methods of numerical simulation, we use the most versatile method of spectral collocation to analyze discrete breather in our system of nano-ferroelectrics that is based on our discrete Hamiltonian:

$$H = \frac{1}{2m_d} \sum_{i=1}^N p_i^2 + \sum_{i=1}^N \left[-\frac{\alpha_1 P_i^2}{2} + \frac{\alpha_2 P_i^4}{4} \right] + \sum_{i=1}^N \left[\frac{\lambda}{4} (P_i - P_{i-1})^2 \right] - EP_i$$

Here, the canonical momentum is expressed in terms of m_d and Q_d which are inertial constants, λ is the interaction constant between the parallel polarization (P) domains; α_1 and α_2 are the Landau polynomial coefficients

After some mathematical steps, this Hamiltonian gives rise to our Klein-Gordon equation that can be expressed with an ac driver and a damping term involving both spatial (x) and temporal (t) variations of polarization (P) and electric field (E) vectors [5]:

$$\frac{\partial^2 P}{\partial t^2} + \bar{\gamma} \frac{\partial P}{\partial t} - \bar{k} \left(\frac{\partial^2 P}{\partial x^2} \right) - \bar{\alpha} (P - P^3) - E_0 \cos(\omega t) = 0$$

Where \bar{k} and $\bar{\gamma}$ are non-dimensional interaction parameter between the domains and the damping term respectively, and $\bar{\alpha}_1 = \bar{\alpha}_2 = \bar{\alpha}$ is the Landau or nonlinearity parameter. This spectral method is not only the latest numerical technique with ease of implementation, but also gives rise to a minimum of errors in the analysis. Spectral methods are a class of spatial discretizations for differential equations. After selecting an appropriate banded matrix, our 1st order differential equations (as given in Ref. 5 as Eqs. 7-10) have been solved by well-known 4th order Runge-Kutta method as detailed in Ref. [5].

The polarization profiles of lithium niobates are shown in Figs-1 to 4 and that for lithium tantalate is shown in Figs-5 and 6. The polarization is shown the z -direction, and the x - and y -axes denote the site number (n) and time (t) variables respectively. In the case of zero field and damping, for both lithium niobates and lithium tantalates, single and symmetric Hamiltonian discrete breathers have been observed [5] that are not shown here. Next, we consider a situation in which both the field and damping terms have non-zero values and dissipative discrete breathers that are also symmetric are observed with visible intensity, as shown in Fig. 1. Here, the non-dimensional values of both the interaction term and damping are very low. The discrete breathers are subjected to losses due to damping and the external ac driver (i.e. for dissipative discrete breather). The term \bar{k} represents the interaction term and the Landau term $\bar{\alpha}$ (anharmonic or nonlinearity parameter) are the characteristic features of our ferroelectric system. As emphasized in Ref. [1], the Landau term in our discrete Hamiltonian is very important in deciding the formulation of discrete breathers.

With non-zero values of damping and field, the discrete breathers starts dissipating with the increase in damping, where the damping value has been kept near to its maximum value (i.e. 0.9), as shown in Fig. 2. With the progressive increase of the interaction parameter to a value of 12, we first observe “bi-breathers”, as shown in Fig. 3. With further increase of interaction or coupling to a value of 60, finally the “tri-breathers” are also observed, as shown in Fig. 4. It is pertinent to mention here that upto a value of the

interaction or coupling parameter of 0.1 to 5, we have not been able to observe multi-breathers in our system of ferroelectrics through our numerical simulation. Therefore, it could be suggested that the interaction between the domains need to be quite stronger for the formation of multi-breathers. This is an important point for device applications.

Here, for inhomogeneous lithium niobate ferroelectrics, as there is an increase of concentration of niobium antisite defects, the poling field has to be also increased at 44 kV/cm that gives rise to a pinning effect. This has been also detected by quantum calculations on two-phonon bound states (that appear above the single-phonon continuum) [8] in terms of a sharp pinning transition against defect concentration, i.e. around a coercive field value of 40-44 kV/cm, which have been extensively studied by Gopalan and co-workers [9] and Phillpot and co-workers [10] (see references therein).

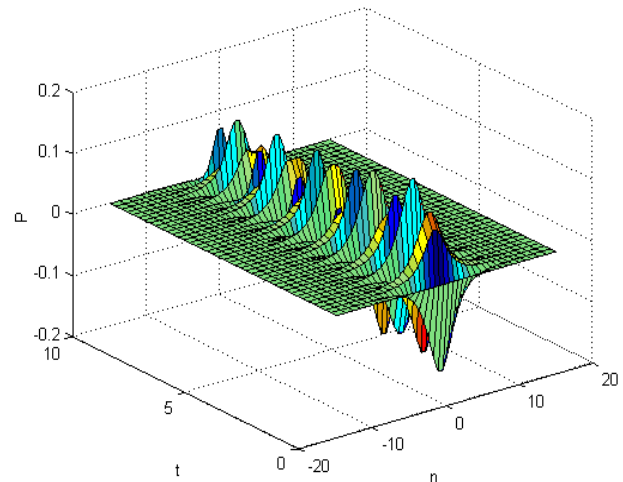


Fig-1: $E_c=50$ kV/cm, $\bar{\alpha}=282.74$, $\bar{k}=0.10$, $\bar{\gamma}=0.1$, $E=0.10$ kV/cm for symmetric discrete breathers

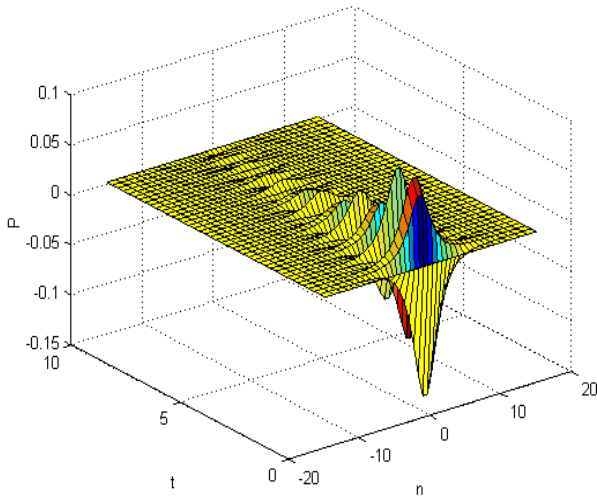


Fig-2: $E_c=50$ kV/cm, $\bar{\alpha}=282.74$, $\bar{k}=0.10$, $\bar{\gamma}=0.9$,
 $E=0.10$ kV/cm to show the effect of damping

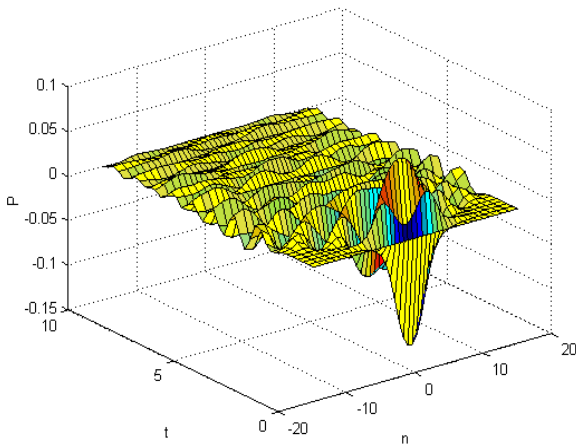


Fig-3: $E_c=50$ kV/cm, $\bar{\alpha}=282.74$, $\bar{k}=12$, $\bar{\gamma}=0.5$,
 $E=0.10$ kV/cm to show bi-breathers.

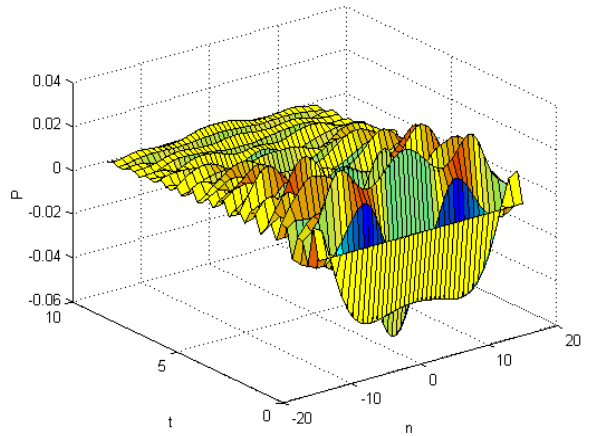


Fig-4: $E_c=44$ kV/cm, $\bar{\alpha}=321.29$, $\bar{k}=60$, $\bar{\gamma}=0.5$,
 $E=0.10$ kV/cm to show tri-breathers.

Lithium tantalate is a very important class of ferroelectric materials that have been extensively studied due to its usefulness in many nano-structured device applications [9,10]. This ferroelectric material has much lower coercive field of 17 kV/cm, which is considered more useful in the device applications for easier switching, as the device thickness can still be higher than that for other crystals. An extensive amount of work has been done by Gopalan and co-workers [11,12] (see the references therein). The polarization diagrams for lithium tantalate are shown in Figs-5 and 6 respectively.

In Fig. 5, the symmetric dissipative discrete breathers are observed and with an increasing value of interaction, i.e. at a higher value of 60, here also we observe the “tri-breathers”, as shown in Fig.6, as in the case of lithium niobate. Also in this case, the importance of the coupling parameter is observed in creating multi-breathers. It is particularly noted that with an increase in the coupling or interaction term, there is a formation of multi-breathers in both our systems of ferroelectrics that have important implications in the application engineering.

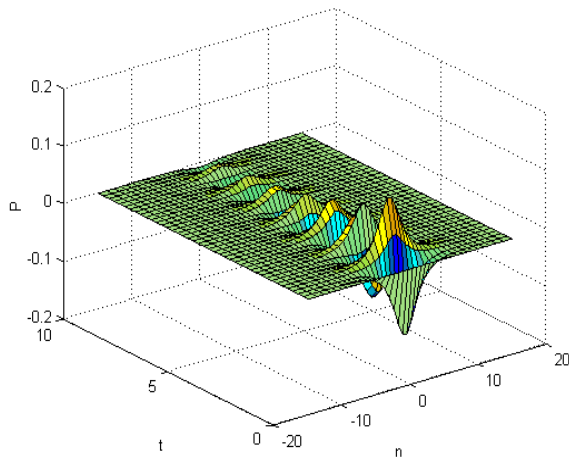


Fig-5: $E_c=13.9$ kV/cm, $\bar{\alpha}=513.66$, $\bar{k}=0.5$, $\bar{\gamma}=0.5$, $E=0.10$ kV/cm for symmetric breathers.

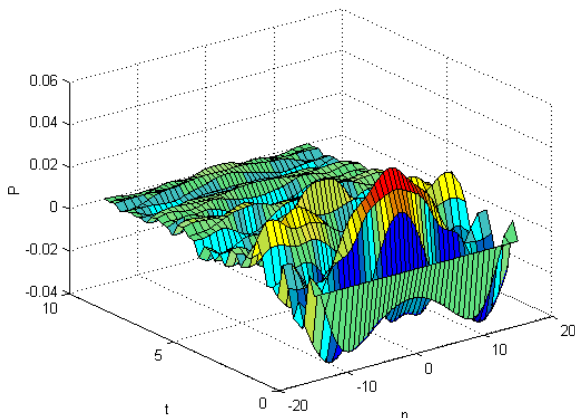


Fig-6: $E_c=13.9$ kV/cm, $\bar{\alpha}=513.66$, $\bar{k}=60$, $\bar{\gamma}=0.5$, $E=0.10$ kV/cm to show tri-breathers

3. CONCLUSION

We have unveiled the application of different ferroelectric materials in the realm of energy-localization and energy-transfer through the intrinsic localized modes or discrete breathers route via numerical simulation by the most versatile numerical technique, such as spectral collocation method, under different controlling parameters. In conclusion, the present study on the evolution of discrete breathers solution in important nano-ferroelectric materials, such as lithium niobate and lithium tantalate, seems to

open a new horizon for ferroelectrics researchers and scientists in a nonlinear scientific platform of study for applications in photonics in the field of communication engineering and as an 'able energy manager'.

Acknowledgements

The authors would like to thank Professor Arthur R. McGurn of Dept. of Physics of Western Michigan University at Kalamazoo (USA) and Professor V. Gopalan of Materials Science Dept. at Penn State University (USA) for many valuable suggestions.

REFERENCES

- [1] A. K. Bandyopadhyay, P. C. Ray, L. Vu-Quoc and A. R. McGurn, "Multiple-time-scale analysis of nonlinear modes in ferroelectric LiNbO_3 " Phys.Rev.-B , **81**, 064104 (2010).
- [2] P. Giri, S. Ghosh, K. Choudhary, Md. Alam, "Importance of damping on nanoswitching in LiNbO_3 -type ferroelectrics" Phys. Scr. **83**,015702 (2011).
- [3] "Nanoelectronics and Information Technology", Ed. Rainer Waser (Wiley-VCH,Verlag, Weinhiem,2005).
- [4] A. K. Bandyopadhyay, P. C. Ray and V. Gopalan, J. Phys: Cond. Matter **18**, 4093 (2006) .
- [5] P. Giri, K. Choudhary, A. Sengupta, A. K. Bandyopadhyay and P. C. Ray, "Discrete breathers in nonlinear LiNbO_3 -type ferroelectrics " J. Appl. Phys. **109**, 054105 (2011).
- [6] T. Dauxois and M. Peyrard, "Physics of Solitons", (Cambridge Univ. Press, Cambridge, 2006)
- [7] S. Flach and A. V. Gorbach, "Discrete breathers -Advances in theory and applications" Phys. Rep. **467**, 1 (2008).
- [8] A. Biswas, K. Choudhary, A. K. Bandyopadhyay, A. K. Bhattacharjee and D. Mandal, " Quantum pinning transition due to charge defects in ferroelectric." submitted to J. Appl. Phys. (2011).
- [9] T.J.Yang, V. Gopalan, P.J. Swart and U.Mohideen, "Direct Observation of Pinning and

Bowing of a Single Ferroelectric Domain Wall”
Phys. Rev. Lett. **82**, 4106 (1999).

- [10] H. Xu, D. Lee, S.B. Sinnott, V. Gopalan,
V. Dierolf and S.R. Phillpot, “Structure and
energetics of Er defects in LiNbO₃ from first-
principles and thermodynamic calculations
”Phys. Rev.-B **80**, 144104 (2009).
- [11] V. Gopalan, “Defect–Domain Wall Interactions
in Trigonal Ferroelectrics”Ann. Rev. Mater. Res.,
37, 449 (2007).
- [12] D. Lee et al., “Mixed Bloch-Néel-Ising character
of 180° ferroelectric domain walls
”Phys. Rev. B **80**, 060102 (2009).